


ECU Manual for:

Bosch MSE 6.0

Bosch MSE 6.0 New

Some models use K-Line, others use CAN bus. This depends on the motorbike manufacturer.




To scan this ECU download HUD ECU Hacker

<https://netcult.ch/elmue/HUD ECU Hacker>

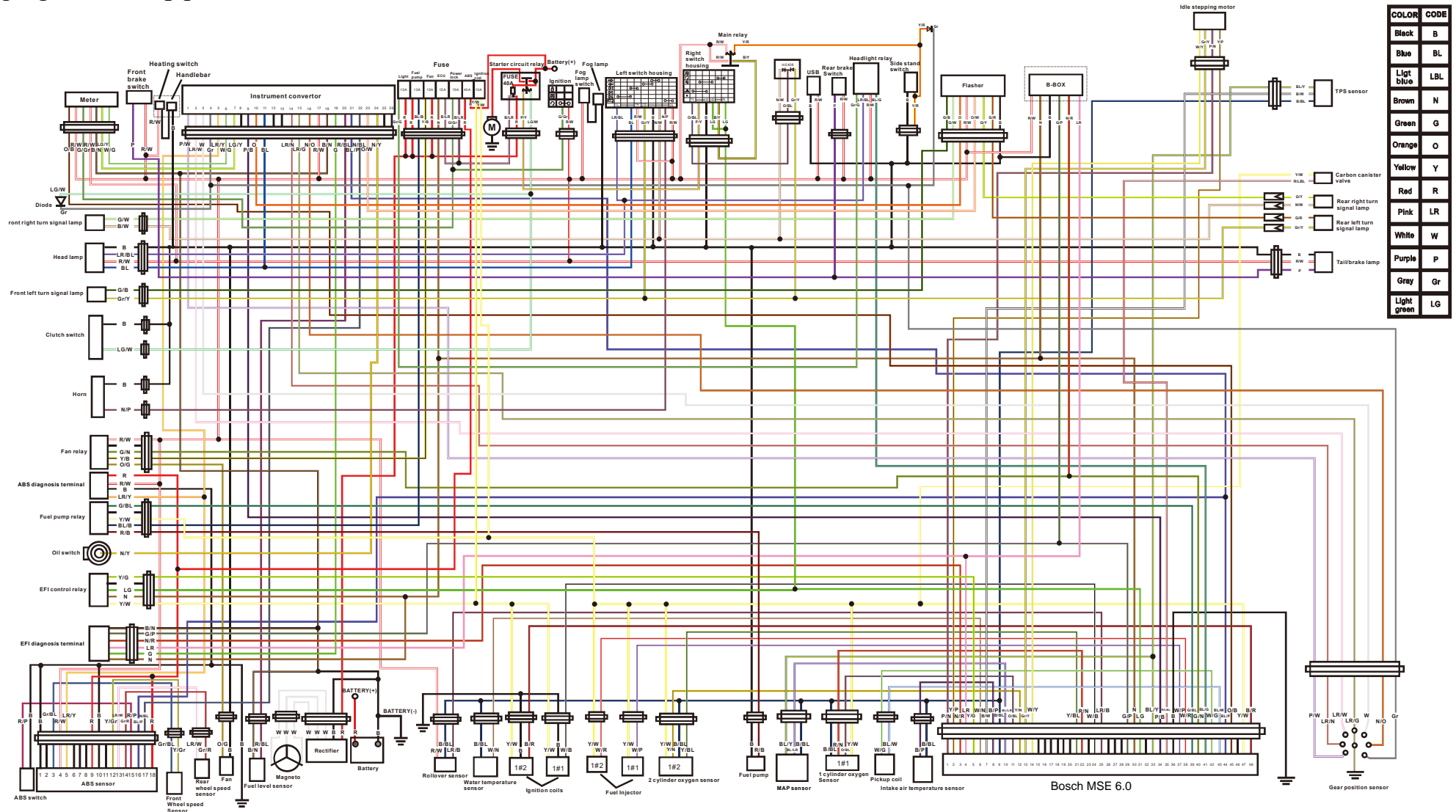
No responsibility is taken for the correctness of the information

ECU Connector

Bosch	Benelli	Tekken	Usage
A1	1	18	Stepper motor phase C
A2	13	28	Stepper motor phase B
A3	25	38	Roll-Over switch input
A4	37	48	Injector 1
B1	2	17	Stepper motor phase D
B2	14	27	Stepper motor phase A
B3	26	37	Clutch switch input
B4	38	47	Injector 2
C1	3	16	CAN Bus High
C2	15	26	Start relay
C3	27	36	Ignition diagnosis 1 input
C4	39	46	Fuel pump relay
D1	4	15	CAN Bus Low
D2	16	25	unused
D3	28	35	Neutral switch input
D4	40	45	Cooling fan relay
E1	5	14	Main relay
E2	17	24	unused
E3	29	34	K-Line
E4	41	44	Headlight relay
F1	6	13	Engine temperature sensor
F2	18	23	Side stand switch input
F3	30	33	12V Power permanent (from battery)
F4	42	43	Crankshaft position sensor (pickup) A
G1	7	12	Throttle position sensor
G2	19	22	unused
G3	31	32	12V Power over ignition switch
G4	43	42	Crankshaft position sensor (pickup) B
H1	8	11	Intake air temperature sensor
H2	20	21	Ignition diagnosis 2 input
H3	32	31	unused
H4	44	41	Vehicle Speed sensor
J1	9	10	Ground for sensors
J2	21	20	Oxygen sensor 2
J3	33	30	5V output for sensors
J4	45	40	Engine speed output (for RPM display)
K1	10	9	Intake pressure sensor
K2	22	19	Oxygen sensor 1
K3	34	29	MIL Fault Lamp
K4	46	39	Travel/sports mode switch
L1	11	2	Oxygen sensor 1 heater
L2	23	4	Secondary Air Valve
L3	35	6	Carbon Canister Purge Valve
L4	47	8	12V Power over main relay
M1	12	1	Oxygen sensor 2 heater
M2	24	3	Ignition Coil 1
M3	36	5	Power Ground
M4	48	7	Ignition Coil 2

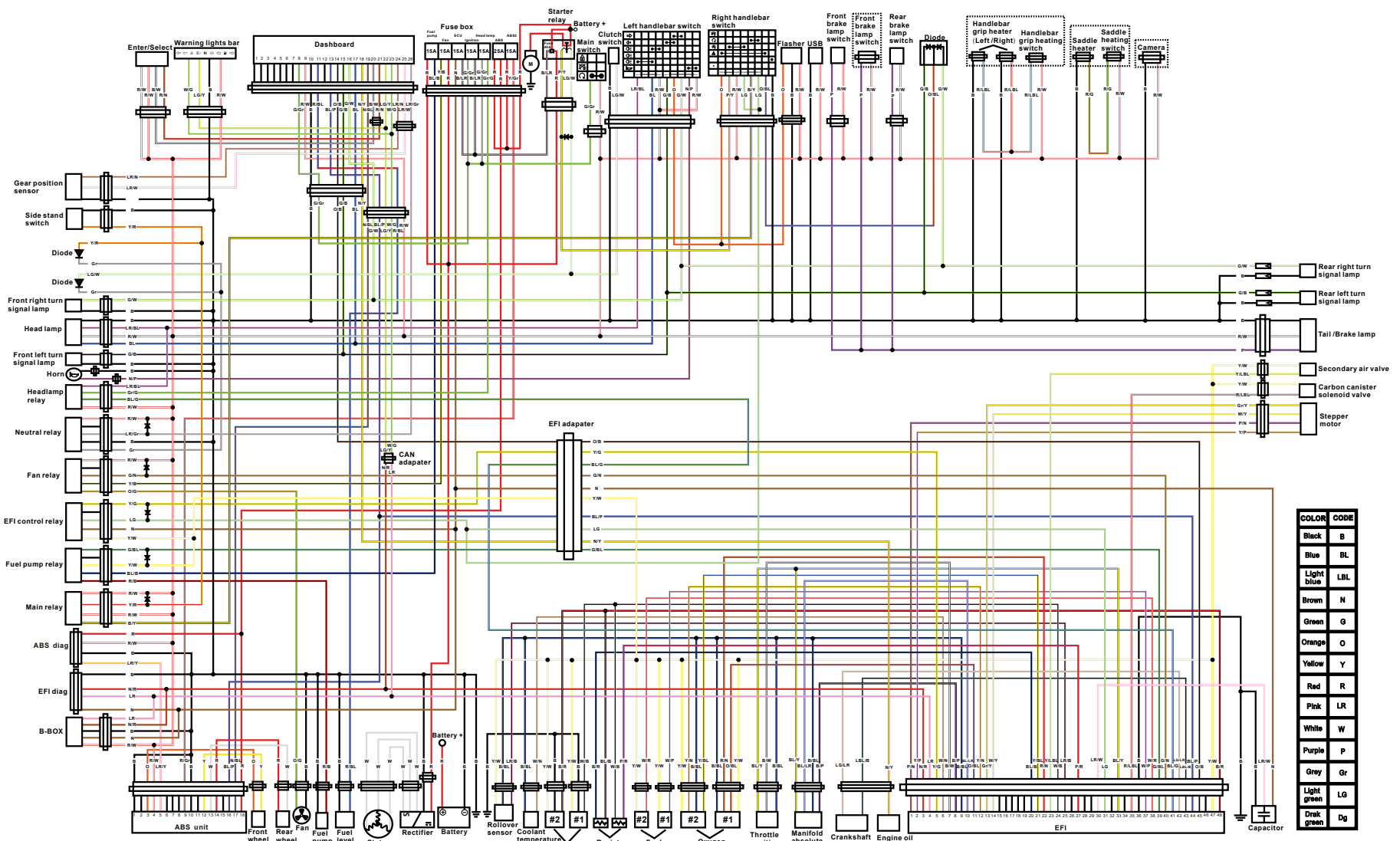


Benelli TRK 502



COLOR	CODE
Black	B
Blue	BL
Light blue	LBL
Brown	N
Green	G
Orange	O
Yellow	Y
Red	R
Pink	LR
White	W
Purple	P
Gray	Gr
Light green	LG

Benelli TRK 702

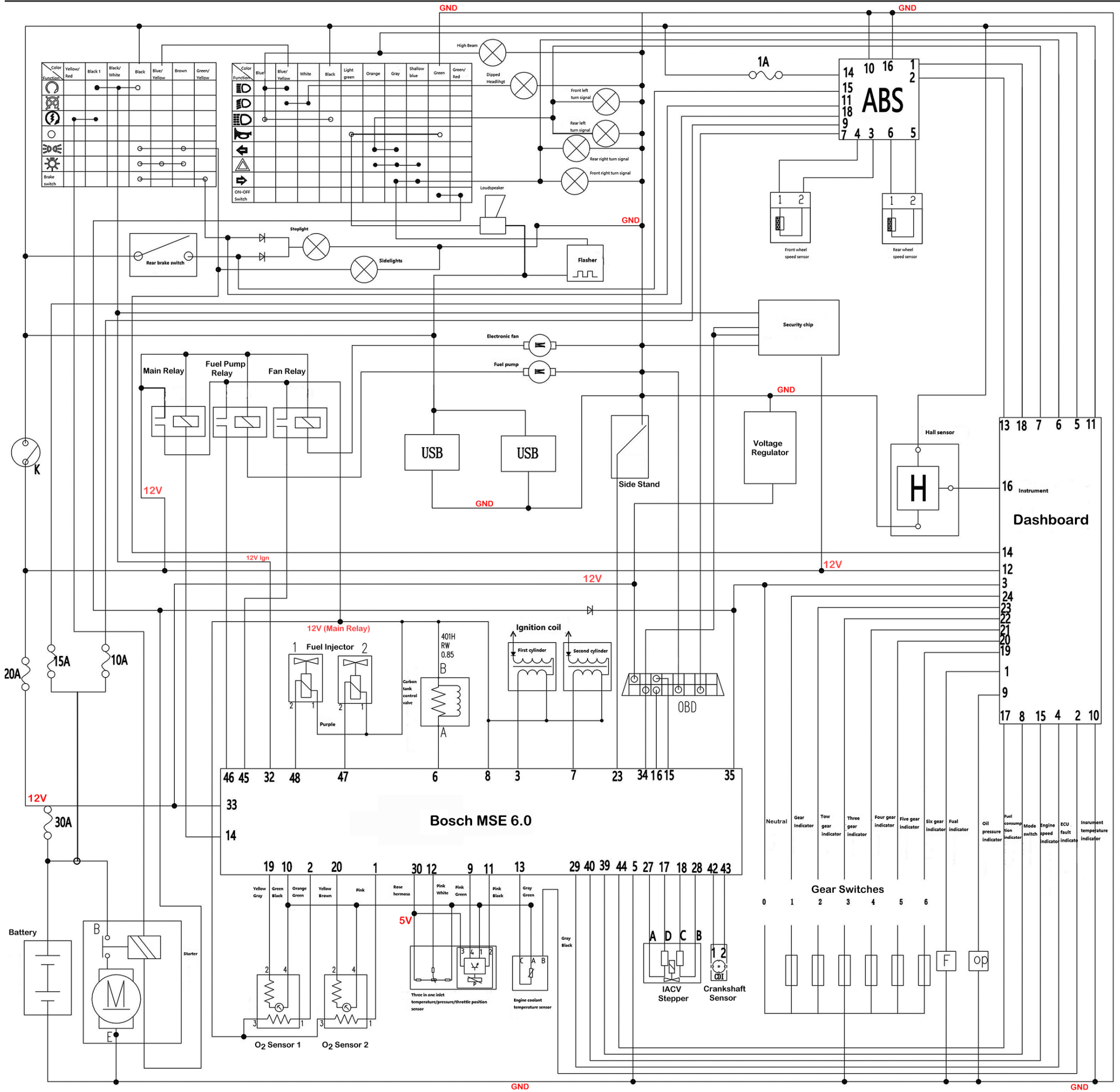


COLOR	CODE
Black	B
Blue	BL
Light blue	LBL
Brown	N
Green	G
Orange	O
Yellow	Y
Red	R
Pink	LR
White	W
Purple	P
Grey	Gr
Light green	LG
Dark green	Dg

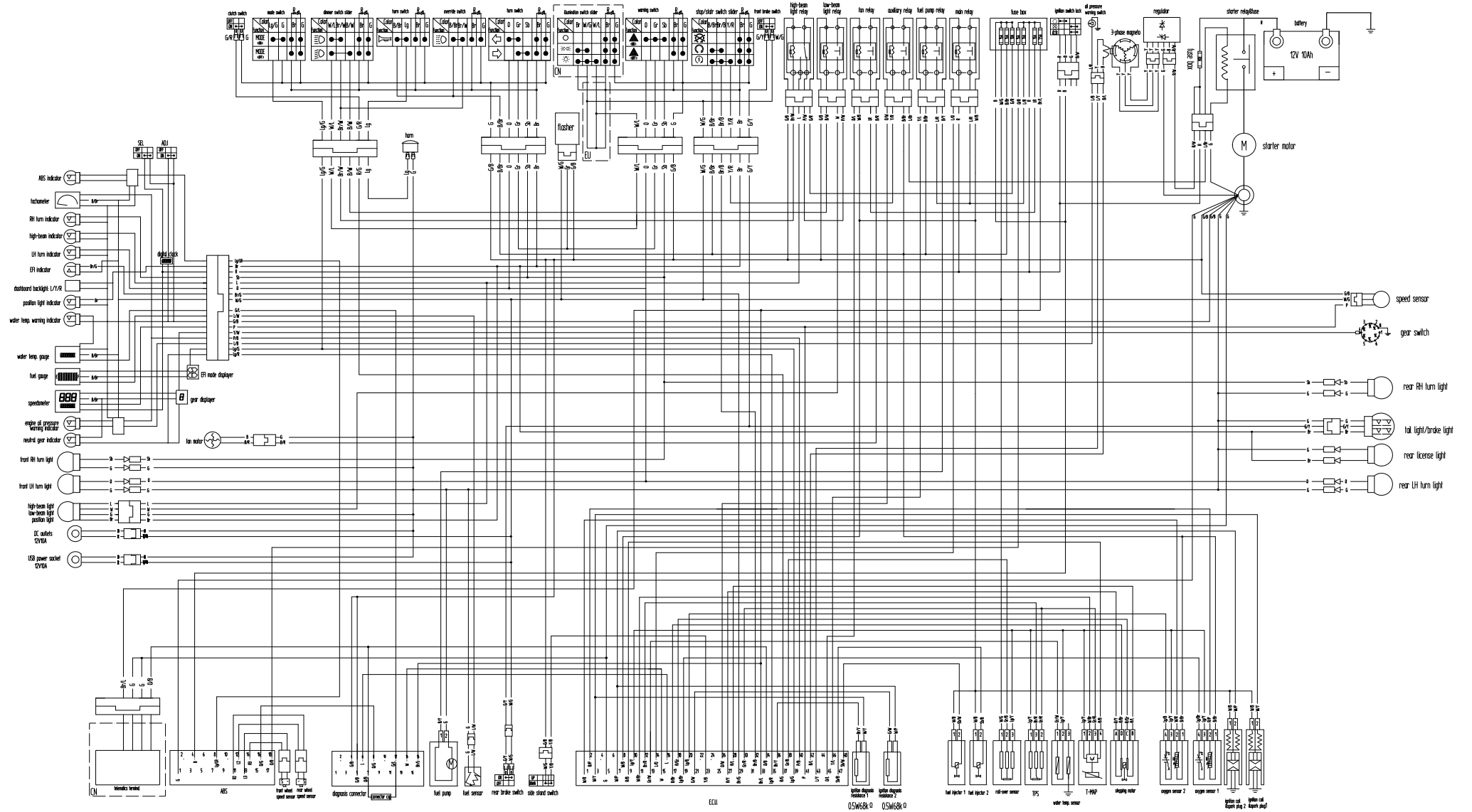
Bosch MSE 6.0 new

CODE:92050PA80001

Tekken 500 / Maverick MV500



CFMoto 400 GT + 650 GT



Color table

Code	R	R/B	R/Y	R/G	R/L	R/P	R/W	R/B	U	U/B	U/R	U/G	U/L	U/W	U/S	Y	Y/R	Y/L	Y/W	Y/S	G	GR	G/Y	G/L	G/W	G/S	L	L/R	L/B	L/Y	L/G	L/W	L/S	LR	LR/S
Color	Red	Red/Brown	Red/Yellow	Red/Green	Red/Blue	Red/Purple	Red/White	Red/Black	Orange	Orange/Brown	Orange/Black	Orange/Blue	Orange/White	Orange/Black	Yellow	Yellow/White	Yellow/Blue	Yellow/White	Yellow/Black	Green	Green/Red	Green/White	Green/Blue	Green/Black	Green/White	Green/Black	Blue	Blue/Brown	Blue/Black	Blue/White	Blue/Black	Blue/White	Blue/Black	Light blue	Light blue/Black
Code	B	B/R	B/Y	B/G	B/L	B/W	P	P/B	G	GR	G/Y	G/L	G/W	G/S	W	W/R	W/Y	W/G	W/L	W/P	W/B	B	B/R	B/Y	B/L	B/W	Is	Is/R	Is/Y	Is/G	Is/B	Is/W	Is/S	SL	SL/W
Color	Brown	Brown/Red	Brown/Yellow	Brown/Green	Brown/Blue	Brown/White	Purple	Purple/Black	Grey	Grey/Red	Grey/White	Grey/Blue	Grey/Black	White	White/Brown	White/Red	White/Yellow	White/Blue	White/Purple	White/Black	Black	Black/Brown	Black/Red	Black/Yellow	Black/Blue	Black/White	Light green	Light green/Red	Light green/Yellow	Light green/Black	Light red	Light blue	Light blue/White		

Zontes 155 G1 Scambler

